



HORSE HOW CRAGS

A Duddon & Wrynose eGuide

IMPORTANT: This eGuide replaces the information on page 262 of the Duddon & Wrynose guidebook.

Introduction


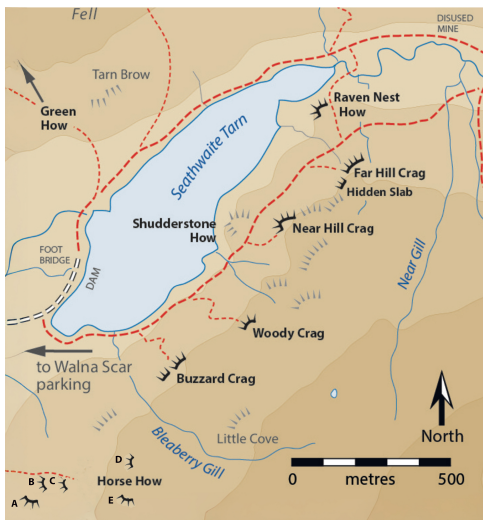
Horse how Crags consists of five small buttresses (**A** -> **E**) of good rock overlooking the lower end of Seathwaite Tarn. Facing between South and West they get plenty of sun and offer enjoyable climbing. A visit can easily be combined with a visit to nearby **Black Scar**, Duddon & Wrynose guide pages 263 - 265.

Parking

Walna Scar Parking GP S 54.36098 -3.17142 OS Grid Ref SD 2394 9680

Approach

From the car park take the Seathwaite reservoir track to the second gate, Crags **A** and **E** are visible from this gate. **B**, **C** and **D** are visible from further up the track but are over the skyline from the gate. Walk up on the left of the wall for **A** and **E**. The easiest route to **B**, **C** and **D** is by traversing below **A** then heading up and across the hillside.



Warning:

You climb at your own risk. Climbing is a dangerous activity carrying the risk of serious injury or death. If you climb, the presumption is that you are aware of and accept these risks together with responsibility for your activities and your safety. You are the sole judge of conditions, the suitability of any chosen route, the ability of the party and you take sole responsibility for your actions. Climbs change unpredictably; blocks, flakes and holds become loose and fall off, rock becomes vegetated and dirty, in situ gear deteriorates or disappears. There can be no presumption that any given climb will be found in the condition described. It is therefore essential that climbers judge the seriousness or difficulty of any route before committing themselves.

While every effort is made to present accurate information, the descriptions, grades and comments provided in this eGuide are compiled from a number of sources. They may contain errors, are subjective or may have changed and should not be relied on. Neither the FRCC nor anyone involved with the production of this guide can be held responsible for any inaccuracies, omissions or mistakes, nor liable for any personal or third party injuries or damage, howsoever caused, arising from the use of this information.

Horse How Crag A - AKA Queen's Crag

Grid Ref: SD 247 978

Alt: 360m

Faces: South



1 Sandy 25m D
FA R Graham, T Rogers 09.2022

2 Muick 25m D
FA R Graham, T Rogers 09.2022

3 Dookie 20m HD
FA R Graham 09.2022

4 Susan 15m E1 5b
FA T Rogers, R Graham 09.2022

5 Sugar 15m E2 5c
FA R Graham, T Rogers 09.2022

6 Honey 15m E1 5b
FA T Rogers, R Graham 09.2022

7 Sherry Arête 15m VS 4c
FA T Rogers, R Graham 09.2022

8 Bee 15m HS 4a
FA R Graham, T Rogers 09.2022

9 Buzz 15m HVS 5a
Crackline
FA R Graham, T Rogers 09.2022

10 Foxycorner 15m VS 4c
FA T Rogers, R Graham 09.2022


11 Cindy Arête 15m VS 4c
FA T Rogers, R Graham 09.2022

Horse How Crag B

Grid Ref: SD 248 980

Alt: 400m

Faces: South-West



1 Fable VD

FA T Rogers 09.2022

2 Pickles HVS 5a

FA R Graham, T Rogers 09.2022

3 Tinker S 4a

FA R Graham, T Rogers 09.2022

4 Jolly VS 5a

FA R Graham, T Rogers 09.2022

5 Socks HS 4b

FA T Rogers, R Graham 09.2022

6 Shadow VS 4c

FA T Rogers, R Graham 09.2022

7 Smoky HVS 5a

FA T Rogers, R Graham 09.2022

8 A'flop VS 5a

FA R Graham, T Rogers 09.2022

9 Rufus VS 5a

FA T Rogers, R Graham 09.2022

10 Piper VS 4c

FA T Rogers, R Graham 09.2022

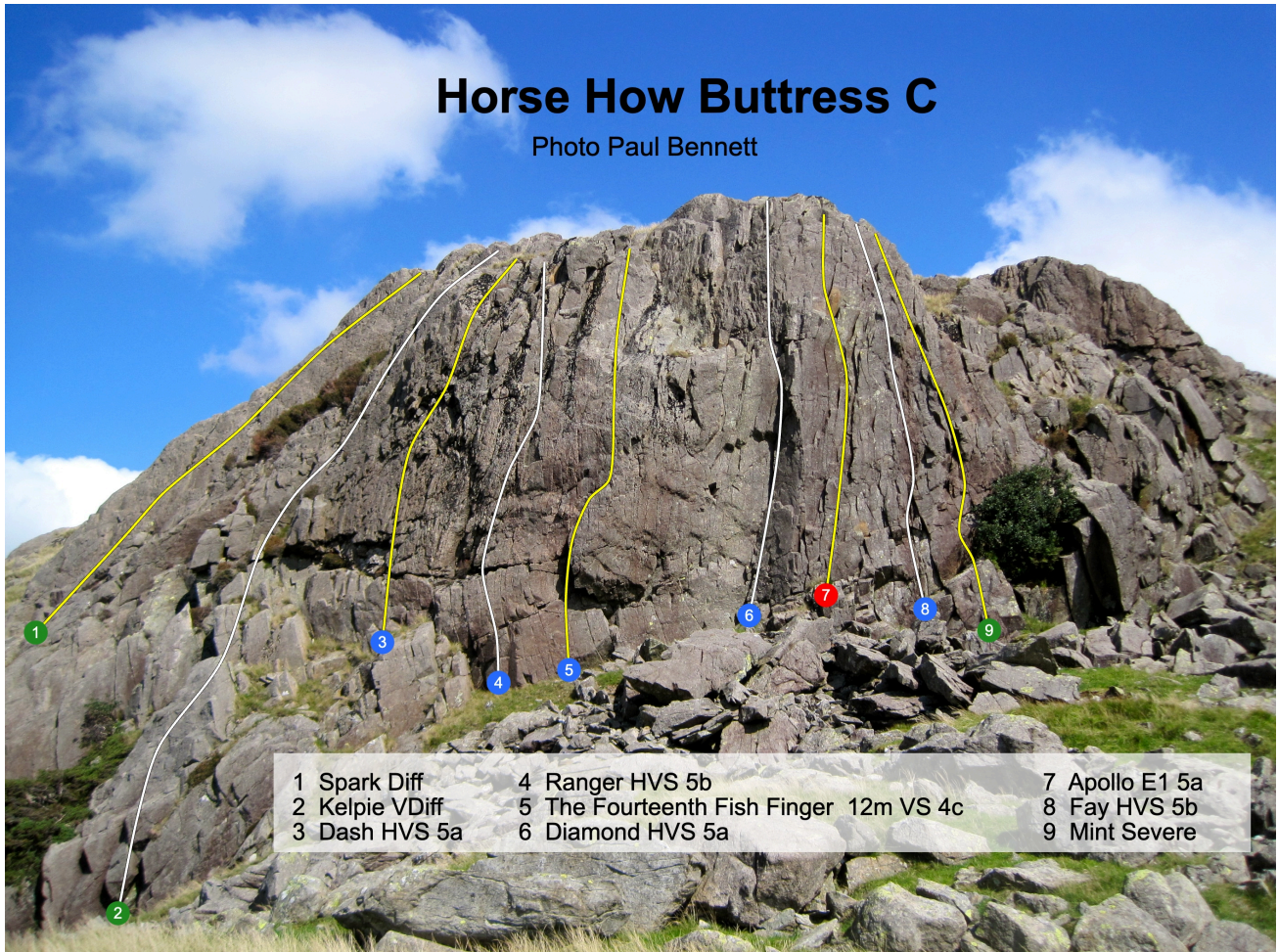
11 Myth D

FA R Graham 09.2022

Horse How Crag C

Grid Ref: SD 249 980 **Alt:** 420m **Faces:** West-South

This buttress was included in the Duddon & Wrynose guide (p262) but the Topo has an error, the one below is correct.



1 Spark D

FA R Graham, T Rogers 09.2022

2 Kelpie VD

FA T Rogers, R Graham 09.2022

3 Dash HVS 5a

FA T Rogers, R Graham 09.2022

4 Ranger HVS 5b

FA T Rogers, R Graham 09.2022

5 The Fourteenth Fish Finger 12m VS 4c

Climb short corner on left of the prominent 'belly'. Step right and top out.

FA M Bagness 04.06.2021

6 Diamond HVS 5a

FA R Graham, T Rogers 09.2022

7 Apollo E1 5a

FA R Graham, T Rogers 09.2022

8 Fay HVS 5b


FA R Graham, T Rogers 09.2022

9 Mint S

FA T Rogers, R Graham 09.2022

Horse How Crag D

Grid Ref: SD 250 980 **Alt:** 450m **Faces:** West
A crag of slabby, knobby rock about 200m North East from Horse How Crag C.



1 The Corner 14m HS

Hand traverse right from blocks and climb the corner.
FA M Bagness (solo) 05.06.2021

2 Left Slab 14m E2 5b ★

After a steep start, cross *The Corner*, and up the slab. No protection!
FA M Bagness (solo) 05.06.2021

3 Evil Cleft 14m HS

FA M Bagness (solo) 05.06.2021

4 Purple Slab 14m E1 5b

Climb the slab, with some gear, but escapable.
FA M Bagness (solo) 05.06.2021

5 Crazy Horses 14m E2 5b ★★

Climb pebble-dash carefully to the break (gear) then nice moves just right of the arête.
FA M Bagness (solo) 05.06.2021

6 Slim Corner 14m VS 4c ★

Gain and climb the corner.
FA M Bagness (solo) 05.06.2021

Horse How Crag E

Grid Ref: SD 251 979 **Alt:** 490m **Faces:** South



1 The Horse How Saga S
FA R Graham 17.09.2022

2 Hind Quarters E1 5b
Thin cracks on left.
FA T Rogers, R Graham 18.09.1997

3 Withers VS 4c
FA R Graham 18.09.1997

4 Side Saddle HVS 5b
Groove in centre.
FA R Graham, T Rogers 18.09.1997

5 Bit HVS 4c
FA R Graham 18.09.1997

6 Bridle E1 5b
FA T Rogers, R Graham 18.09.1997